






## At-A-Glance

See below for a high-level summary of multiple Swift feature functionalities deployed.


### General Swift

- Re-arrangement of module names in upper right hand corner to match home screen tile layout
- Home button shortcut key added in the upper right-hand
- Encrypted answers to three security questions on the login screen
-  • First and last name visible within Swift User Permissions

### Inventory > Inventory Reporting

-  • Time Stamp selectable for load start / end date
-  • Locked header and footer, displays the total rows, and now have scroll bars
-  • BOL ID added to inventory reports
-  • Same day now selectable in reporting filter

### Inventory > Reconsignment

-  • NEW! Bulk 1:1 entry workflow
- Step counter process now visible through New Reconsignment workflow

### Shipping > Monthly Nomination

- Data shown within all tabs
- Historical, previous nominations now visible

### Shipping > Batches

- Select 60 days out when creating a new batch

### Loading > Authorization Sequencing


-  • Drag and drop to rearrange ranking

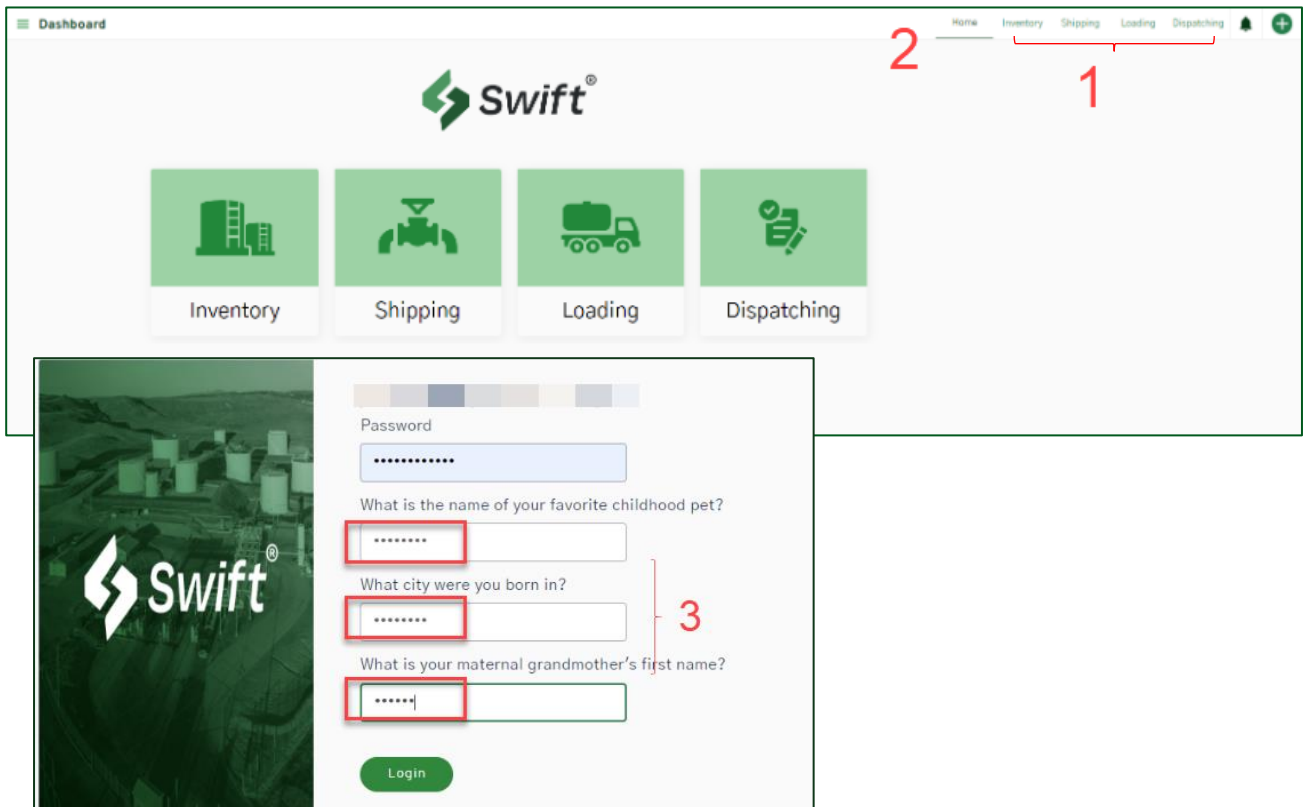
### Loading > Customer Authorizations

-  • Create New Class within workflow



### General

1. Re-arrangement of and naming in upper right-hand shortcuts to modules match the module cards on the home landing page.
2. A Home button shortcut key was added to the upper right-hand border. By clicking Home, the user is directed back to the home screen landing page.
3. Answers to three security questions are now encrypted on the Swift login screen.
4.  First and last name appear within Swift User Permissions. Today, only email is visible.





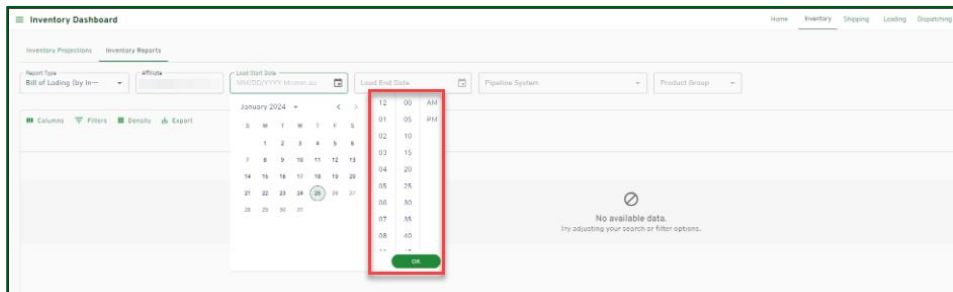
Inventory  
Dashboard

## Swift > Inventory

### Inventory Reporting

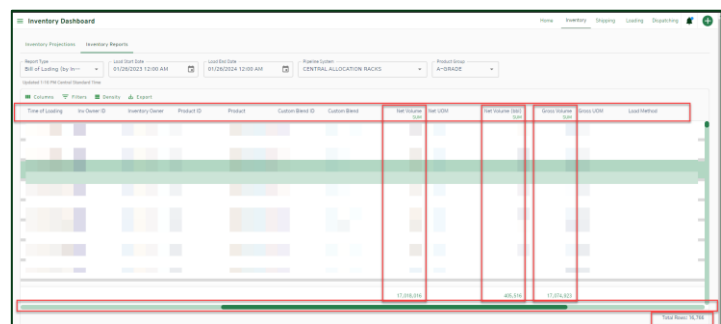
#### Time Stamp

- A time stamp selection option was added for loading start and end date on the filters for Inventory reports: Bill of Lading by Inventory Owner, Bill of Lading by Supplier, Booking History and Historical Inventory.
- Current inventory reporting does not have a time stamp as it is the inventory as of the date selected.



#### Inventory Reporting Data Results

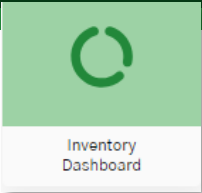
- After results are generated within the MUI Grid, the interface now has a locked header and foot, total rows calculation, and scroll bars.
- Previously, nothing was locked, so the user lost the header and footer as they scrolled.
- The easily visible sum totals at the bottom are new.
- Total Rows display how many rows generate for the query.



Learn More about [Inventory](#) on product website.

[CommercialTechnology@oneok.com](mailto:CommercialTechnology@oneok.com)



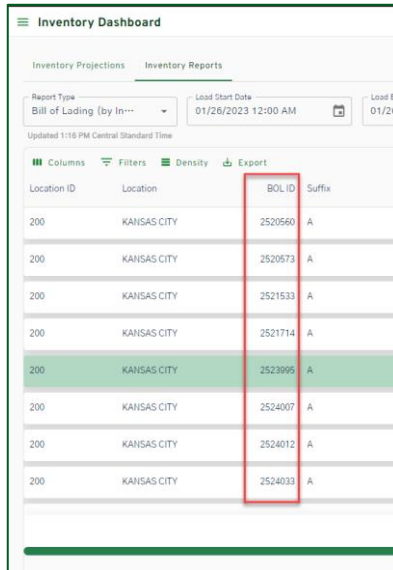


## Swift > Inventory

### Inventory Reporting (Continued)

#### Missing BOL ID

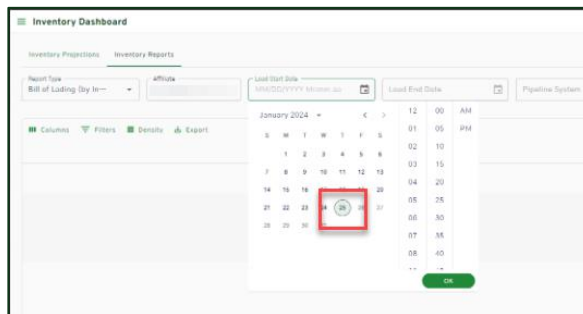
- The BOL ID now displays within both the Bill of Lading by Inventory Owner and the Bill of Lading by Supplier report.



Location ID	Location	BOL ID	Suffix
200	KANSAS CITY	2520560	A
200	KANSAS CITY	2520573	A
200	KANSAS CITY	2521533	A
200	KANSAS CITY	2521714	A
200	KANSAS CITY	2523995	A
200	KANSAS CITY	2524007	A
200	KANSAS CITY	2524012	A
200	KANSAS CITY	2524033	A

#### Today's date is now available to select in load start and end date

- User can now select today's date on the Bill of Lading by Inventory Owner and by Supplier report. Previously, the default and most current selectable option was the prior day.



[Learn More about Inventory on product website.](#)

① [CommercialTechnology@oneok.com](mailto:CommercialTechnology@oneok.com)



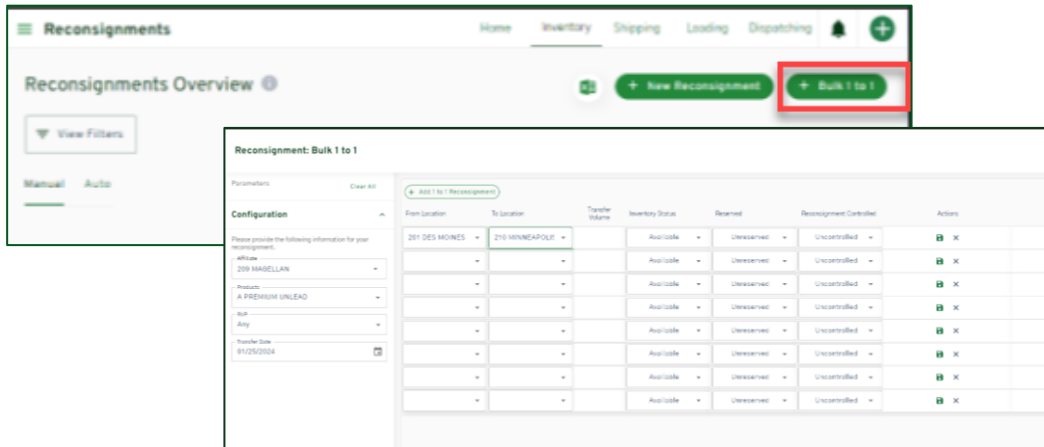
Reconsignments

## Swift > Inventory

### Reconsignments

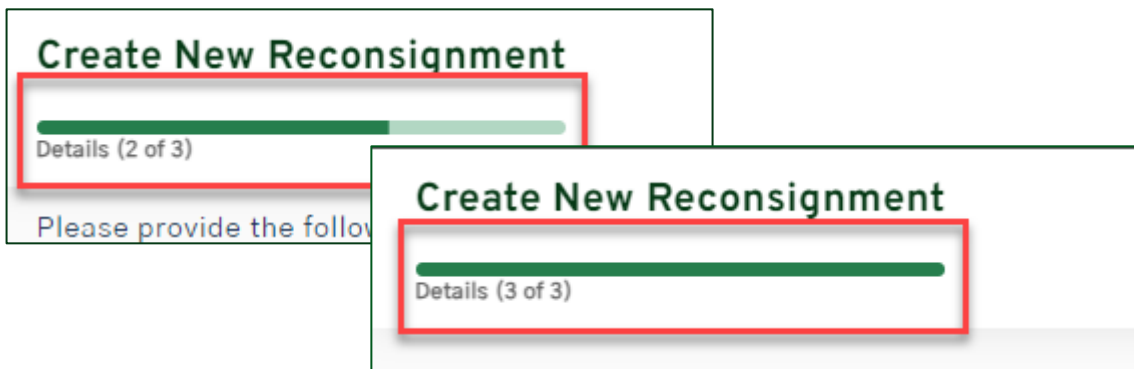
#### NEW!! Bulk 1 to 1 Feature

- A quick entry bulk 1:1 reassignment entry workflow.
- Path: Reassignment > Bulk 1 to 1 in upper right-hand corner



#### Step Counter in + New Reassignment workflow

- A step-by-step visual within the workflow visually showing where you are in the process of creating a new Reassignment.



Learn More on [Reconsignments](#) on our product website.

[CommercialTechnology@oneok.com](mailto:CommercialTechnology@oneok.com)

## Swift > Shipping

### Monthly Nominations

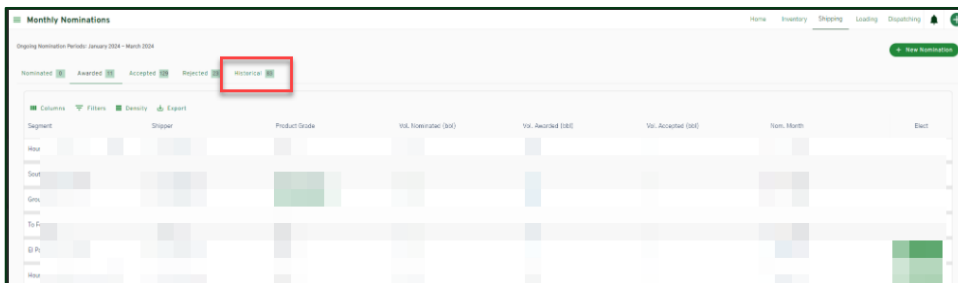
#### All Tabs Clickable

- The Awarded, Accepted, Rejected, and Historical tabs are now selectable and showing results.



#### Historical Nominations Visible

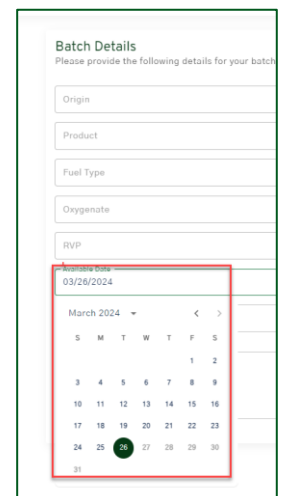
- Loaded in all previous historical Monthly Nominations.
- Before this release, no history for previous nominations were visible within Swift.



## Batches

### Date Extension

- When creating a new batch, the available date to select on the calendar goes out 60 days. The date selection was previously maxed at 30 days.



Learn More on [Monthly Noms](#) & [Batches](#) on our product website.

[CommercialTechnology@oneok.com](mailto:CommercialTechnology@oneok.com)



Customer  
Authorizations



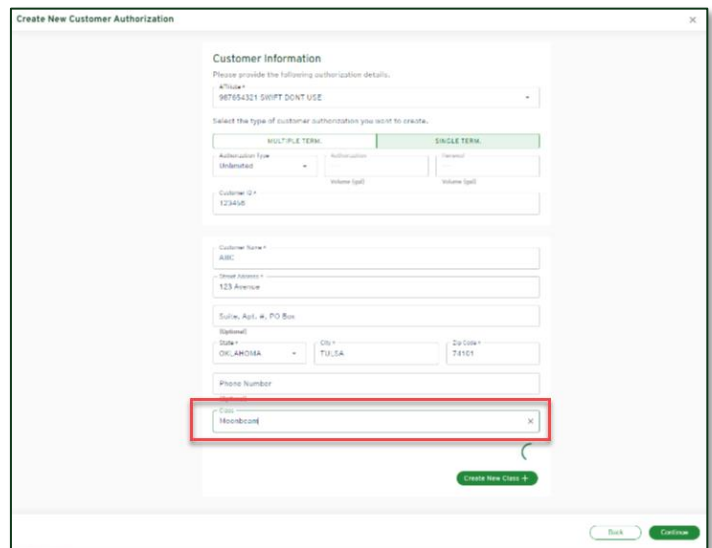
Authorization  
Sequencing

## Swift > Loading

### Customer Authorization (fka Customer Controls CCI)

#### Create New Class

- Now, the user can create a new class from the Create New Customer Authorization screen.
- Previously, the user could not create/add a new class; only able to select from existing setup class options.

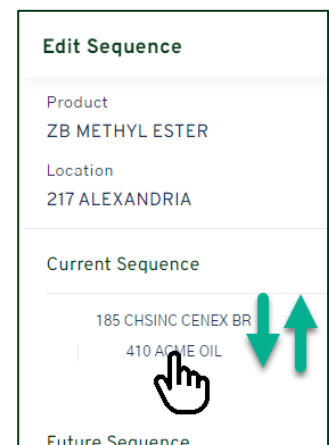


The screenshot shows the 'Create New Customer Authorization' form. The 'Class' dropdown menu is highlighted with a red box and contains the text 'NewClass'. The form includes fields for Customer Information, Authorization Type, Customer ID, Customer Name, Street Address, Suite, Apt., #, PO Box, State, City, Zip Code, and Phone Number. A 'Create New Class' button is visible at the bottom right.

### Authorization Sequencing

#### Drag & Drop Experience

- Drag and drop when re-arranging sequencing ranking. This sequence ranking was previously a click-up and click-down experience.



The screenshot shows the 'Edit Sequence' interface. It displays a list of sequences with '185 CHSINC CENEX BR' and '410 ACHE OIL' highlighted. A hand icon is shown dragging '410 ACHE OIL' up, and green arrows indicate the direction of movement. The interface also shows 'Product' (ZB METHYL ESTER), 'Location' (217 ALEXANDRIA), and 'Future Sequence'.

Learn More on [Customer Auths](#) & [Authorization Sequencing](#) on our product website.