


Q4 2023 Features Release

See below for high-level summaries of multiple Swift feature functionalities deployed.



At-A-Glance

1. General Swift

- Swift Logo re-directs you to the Swift homepage
- Three new shortcut buttons added

2. Inventory Features

- Additional filter option added to reporting
- Offline locations added to the reconsignment workflow

3. Loading Features

- My Authorizations tile is now a separate workflow tile
- FEIN number added to the carrier company name
- Terminal information map

4. Shipping Features

- Additional fields displayed

GENERAL

SWIFT

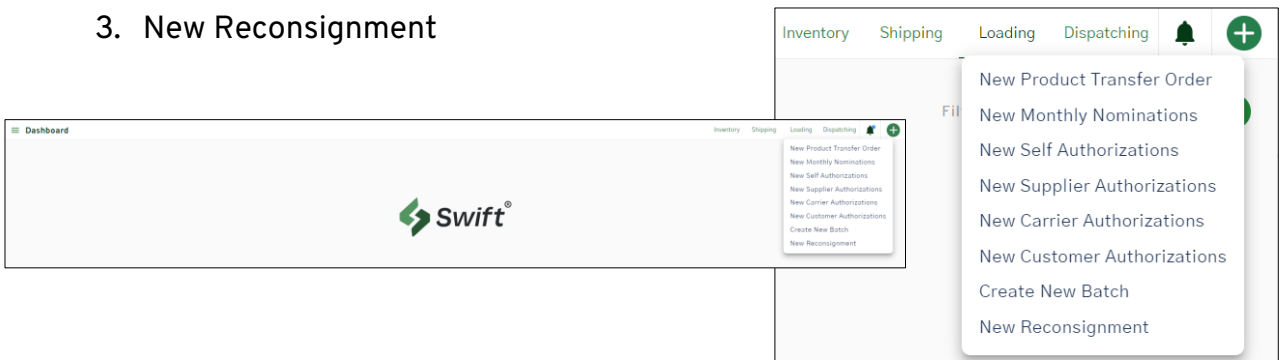
1. Clickable Swift logo: Re-direct back to Swift Homepage

- Anywhere within Swift, the user will be directed to the home tile screen whenever the Swift logo is clicked.



2. Three New Shortcut features added to the (+) Call-to-Action Process in upper-right hand button.

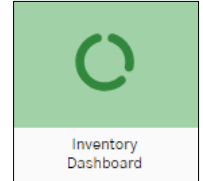
1. New Monthly Nomination
2. Create New Batch
3. New Reconsignment



INVENTORY


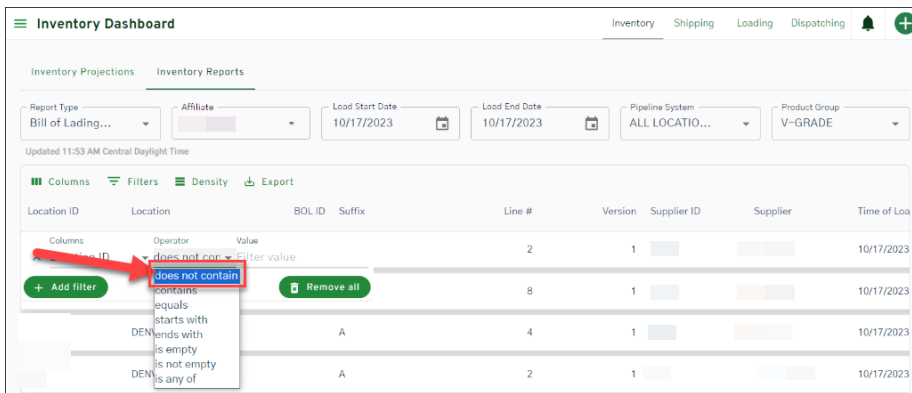
INVENTORY REPORTS

(Inventory Tile > Inventory Dashboard > Inventory Reporting tab)



1. The "Does not contain" filter option is now available.

- When the inventory filter results are generated, the user will see a “does not contain” additional filter option.



RECONSIGNMENTS

(Inventory Tile > Reconishments)

1. Offline Locations Added

- Missing offline locations were added; they are now available to select to move forward in the reconignment process.

2. Progress bar/step counter for Reconishments now displayed

- User can now see what step (of three) they're at for creating a new reconignment process.


LOADING

MY AUTHORIZATION TILE

(Loading tile > My Authorizations)

1. Swift has created a My Authorization tile with the Loading features.


- There is now a separate, independent My Authorizations tile for easier and quicker access to this feature.



CARRIER AUTHORIZATIONS

(Loading tile > Carrier Authorizations > New Carrier Authorization process)

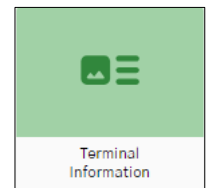
1. FEIN Number added to the front of the carrier company name

-  The carrier company's FEIN number is now visible within the carrier company's name in the carrier dropdown selection.

TERMINAL INFORMATION

(Loading tile > Terminal Information tile > Inventory Reporting tab)

1. The Terminal Information sub-model screen correctly links the user directly to the terminal information map.



SHIPPING

BATCHES

1. Additional Details Added to Overview Results Screen

- All applicable fields are now displayed on the Swift Batches overview screen for batches and shipments.
 - For example, the Access Code and Agreement Code.
- Additionally, these fields are visible in the Export to Excel feature and are synced accordingly.

As a reminder, Batches combines two legacy ATLAS processes - Origin Release (OR) & Shipment Request (SR) - into one process.

