

TABLE OF CONTENTS

September 2022 Feature Release

Below is a high-level summary of the functionality released. Click on the functionality below to be directed to each page and see the user enhancement values and screenshots.

1. Inventory Projections Data
 - Summary of the customer's inventory within the Magellan system
2. Inventory Dashboard Overview
 - Summary of the customer's projected levels within the Magellan system, including reporting capabilities.
3. Customer Authorizations
 - Simplification of the ability to authorize and set up a new customer (at one terminal or across multiple terminals)
 - Easily understand volumes at one facility or shared across multiple facilities
4. Carrier Authorizations
 - Granting a carrier partner the ability to load barrels on the customer's behalf at Magellan racks
 - Only given the option to add a new carrier based on availability and not already selected
5. Application Programming Interface (API)
 - 4 APIs with a cumulative total of 15 endpoints live for Swift+ Customers
6. Troubleshooting FAQ

New Feature Release: Inventory Projections Data

User Enhancement Value

- Understand your Magellan system inventory at-a-glance
- Quickly see your MAX and MIN status
- A more intuitive design making it easier to train new employees to manage Magellan MINs MAXs
- Graphically displays your Atlas projection screens and system volume status for today and the next two weeks

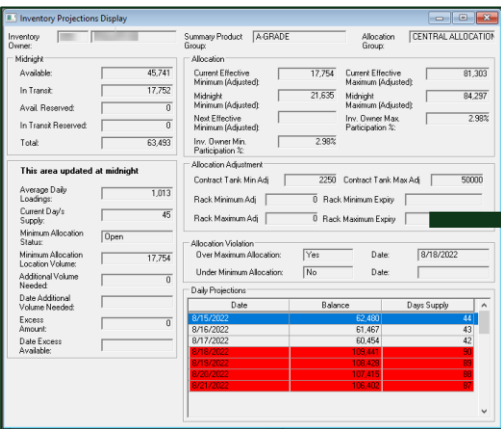
Path: Swift > Inventory tile

Required Setup Change? **X**

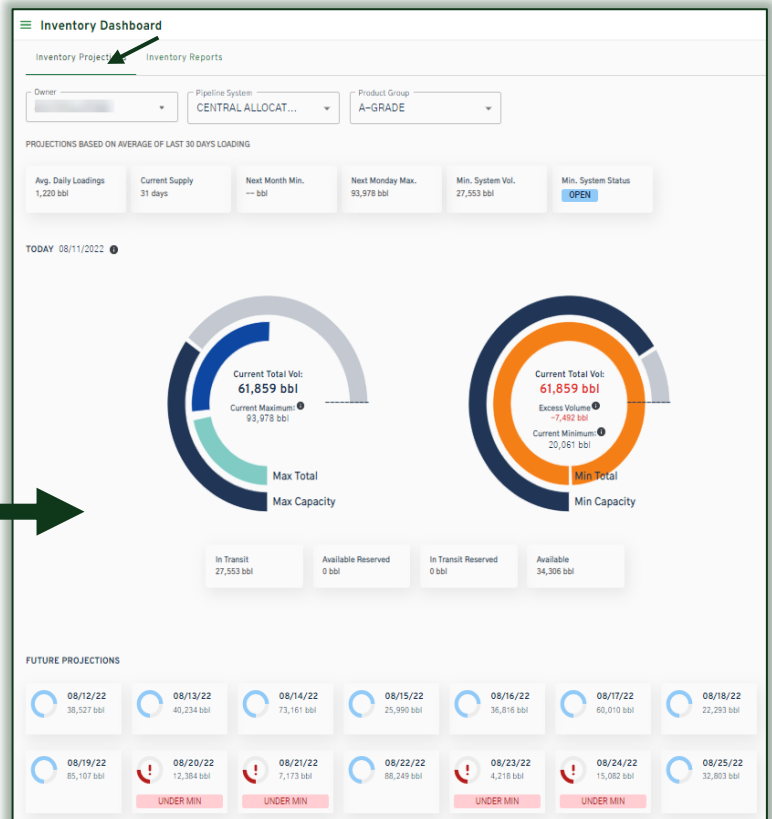
Adds or Changes Functionality? **✓**

Changes to the View/Manage Role? **X**

Add/Change data in ATLAS? **X** (read only)



ATLAS



Swift

New Feature Release: Inventory Dashboard Overview

User Enhancement Value

- No more downloading the data to manipulate reporting!
- Customize your overview view to make it easier to analyze and make decisions
 - Drag-and-Drop **columns**
 - Control how the columns are locked, sorted, sized, filtered, etc.
 - Download data for additional analysis
- Reports Included in 9/22/22 Release (Select Dropdown)
 1. Inventory Details
 2. Inventory Projections
 3. Booking History
 4. Historical Inventory
 5. Reports Coming Soon! Current Inventory Summary and BOL Data Download

Path: Swift > Inventory tile > toggle to Inventory Reports

Required Setup Change? **X**

Adds or Changes Functionality? **✓**

Changes to the View/Manage Role? **X**

Add/Change data in ATLAS? **X** (read only)

Inventory Dashboard Overview

Inventory Projections | **Inventory Reports**

Report Type: **Inventory Details** | Owner: [dropdown] | Start Date: [calendar] | End Date: [calendar] | Pipeline System: ALL LOCATIONS | Product Group: A-GRADE

Columns: [Product] [Product ID] [Status] [Volume (bbl)] [Location] [Location ID] [Origin] [Origin ID] [Ticket Date (CS)] [Shipment Request ID] [Tariff Date]

Product	Product ID	Status	Volume (bbl)	Location	Location ID	Origin	Origin ID	Ticket Date (CS)	Shipment Request ID	Tariff Date
PREMIUM UNLEAD	A	In Transit	5	BETTENDORF-USV	2383	PINE BEND-FLINT	9211	04/20/2022 21:23...	10489801	04/20/2022
PREMIUM UNLEAD	A	In Transit	2,000	BETTENDORF-USV	2383	PINE BEND-FLINT	9211	05/05/2022 19:21...	10512204	05/05/2022
PREMIUM UNLEAD	A	Available	1	CHEYENNE WY	403	BOLROUND-M	8162	02/28/2022 00:00...	10474014	02/28/2022
PREMIUM UNLEAD	A	Available	354	CHEYENNE WY	403	CASPER WY-P66	8612	02/14/2022 04:27...	10444992	02/14/2022
PREMIUM UNLEAD	A	Available	87	COLUMBIA	204	COFFEYVILLE KS	9041	05/02/2022 00:00...	10511106	05/12/2022
PREM SUB 88.5	AMS	Available	945	DENVER	259	ELD-M-FRNT-LSE	8321C	05/08/2022 15:39...	10513713	05/08/2022
PREM SUB 88.5	AMS	Available	1,000	DENVER	259	ELD-M-FRNT-LSE	8321C	05/11/2022 21:58...	10513739	05/11/2022

New Feature Release: Customer Authorization

User Enhancement Value

- Simplify authorizations set up at one terminal or across multiple terminals
- Easily understand the volumes at one facility or volumes shared across multiple facilities
- Intuitive step-by-step workflow to complete a new setup promptly
- Inability to create and select an existing customer, therefore reducing duplicate accounts
- Predictive search functionality on customer ID and destination fields
- At-a-Glance view of all authorized customers

Path: Swift > Customer Authorization tile

Required Setup Change? ✓

Adds or Changes Functionality? ✓

Changes to the View/Manage Role? ✗

Add/Change data in ATLAS? ✓

Filters Clear Filters

MULTIPLE TERM. SINGLE TERM.

Share volume across terminals

Affiliate

Terminals

Terminal Load Status

ANY ALLOWED NOT ALLOWED

Authorization Status

ANY ACTIVE INACTIVE

Customer Name

Authorization Type

Loading Control ID

Product

Class

Destination

[Search](#)

Customer Information

Please provide the following authorization details.

Affiliate *

Select the type of customer authorization you want to create.

MULTIPLE TERM. SINGLE TERM.

Authorization Type

Authorization Volume (gal)

Renewal Volume (gal)

Customer ID *

56 Create New +

56 Edit Existing Auth.

56 Edit Existing Auth.

56 Edit Existing Auth.

Customer Name *

Street Address *

Suite, Apt. #, PO Box

(Optional)

State * City * Zip Code *

Please select state first Please select state & city first

Phone Number

(Optional)

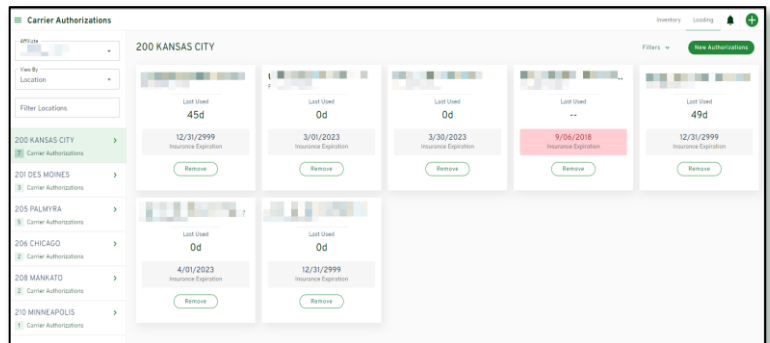
Class

(Optional)

New Feature Release: Carrier Authorization

User Enhancement Value

- Intuitive step-by-step workflow to complete a new setup promptly
- Inability to create and select an existing carrier, therefore reducing duplicate accounts
- Only given the option to add a new carrier based on availability and not already selected
- At-a-Glance global view of all authorized carriers and complete details
- Create and manage carrier restrictions



Path: Swift > Carrier Authorization tile

Required Setup Changes? ✓

Adds or Changes Functionality? ✓

Changes to the View/Manage Role? ✗

Add/Change Data in ATLAS? ✓

New Carrier Authorizations ✕

Detail (1 of 4)

How do you want to select authorizations?

By Carrier

By Location

Who would you like to activate authorizations for?

Affiliate ▼

Location i

New Carrier Authorizations ✕

Summary (3 of 4)

Summary

1. Details

Affiliate [blurred]

Location 200 KANSAS CITY

2. Carriers

[blurred]

New Feature Release: APIs (Application Programming Interface)
Available in Swift+ only.

User Enhancement Value

- Advance your integration with ATLAS and Swift, creating a more real-time sync between your systems.
- These endpoints and data documentation are now available on our Magellan Developer Portal: <https://developers.magellanlp.com/>
 - Not able to access? Register and create a new account. You can then view the Mock API data parameters.
 - Want to enroll in Swift+? Email CommercialTechnology@magellanlp.com

API Library	Endpoint Name
Location	<ol style="list-style-type: none"> 1. GetLoadingRackDetails 2. GetLoadingRacks 3. GetDestinationLoadingRackDetails 4. GetDestinationLoadingRacks 5. GetDestinationDetails 6. GetDestinations
Inventory	<ol style="list-style-type: none"> 1. GetBookingHistory
Loading	<ol style="list-style-type: none"> 1. GetBillsOfLading (new version) 2. GetBillOfLadingDetails 3. GetBillOfLadingLineItems 4. GetBillOfLadingLineItemDetails
Shipping	<ol style="list-style-type: none"> 1. GetOriginReleases 2. GetOriginReleaseDetails 3. GetShipmentRequests 4. GetShipmentRequestDetails

What was just released on 9/22 to all Swift Accounts?

1. Customer Authorization – Ability to authorize and set up a new customer
 - Path: Swift > Customer Authorization tile
2. Carrier Authorization - Granting a carrier partner the ability to load barrels on your behalf at Magellan racks
 - Path: Swift > Carrier Authorization tile
3. Inventory Dashboard AND Inventory Projections- Summary of customer's inventory levels and projected levels within the Magellan system.
 - Path: Swift > Inventory tile

What is Swift vs. Swift+? Will it cost to use?

- Swift is a digital transformation replacement of ATLAS and it's free! If you use any of the system services they still have a cost, but the use of Swift is free.
- Swift+ is an upgrade within Swift, and pricing is unique to you! It's a tiered approach based on a per-bbl annual threshold. It even has a tier that includes BOLs at no additional fee.

Swift Access

- First-time Company Enrollment: You must be an Administrator to go through the enrollment process. This admin will set each new user.
- You need to check with your system administrator to see if you've been set up as a user (either read or manage role)
 1. Once created, visit <https://swift.magellanlp.com> to log in
 2. Use your Atlas credentials to log in
 3. Select Tile to Get Started

Swift Enrollment

- Use your Atlas credentials to log in
- If you cannot remember your password or three security questions, call the Magellan help desk:
918.574.7667

How to Enroll in Swift+

1. Hamburger navigation (top left) > **Settings** Cog Icon > **Swift+** icon >
2. **New Swift+ Enrollment** button
 1. You are enrolled if you see current usage statistics and data for your current plan.
 2. You are not enrolled if you see both *Enroll in Swift+* and the *Get Started* button
3. Complete setup. You will receive a notification upon enrollment.

When I click Confirm to Enroll on the last step within Swift+ enrollment, did I just execute a contract?

- Yes. When you confirm the last step, a new system contract is auto-generated and your plan will begin on the first day of the following month of enrollment.

If I enroll in Swift+, what fees are covered?

1. Product Transfer Order (PTO)
2. Supplier Authorization
3. Reconsignment Control
4. Shipment Distribution
5. Two-Party Exchange
6. BOLs (Tier 5 only)

What else is included in Swift+ Only?

1. APIs - Automated Data Transfer eliminating manual entry
2. Rack Wait Times - view of projected wait load time at Magellan's various racks, as well as historical information
3. Extended Loading – the ability to overdraw inventory at a location, up to 2,000 barrels, so long as you have the inventory in the system.
4. Swift+ User Enrollment Enhancement making it easier

I want to learn more about APIs. How?

1. Visit <https://developers.magellanlp.com>
2. Register a new API account.
3. Receive an automated email within a few days with access details.