

AT-A-GLANCE




See below for a summary of Swift features released.

1.16.0


With the June 9, 2024, Multi-Factor Authentication (MFA) transition, Swift's current version is **1.16.0**. Please ensure your Swift version is current to experience the below release items.

Inventory

Inventory Reporting

-  • Booking History Report: Transactions outside of end date selected in filter are resolved.
-  • Full product list shows on Booking History overview screen
-  • Date / Time Bucket Fixes:
 - a. Results in all inventory reporting should return based on the user's selected date and time range within the reporting headers, consistent with business booked date, not transaction date.
 - b. Adding a Booked Business Date column for all inventory reporting results.
 - This date addition should further validate your sum total count.
 - You can filter by transaction date with use of additional filters.

Reconsignments

-  • The proper reconsignment volume is correctly reflected and displayed when multiple sources are used on a Reconsignment

KEY



Customer-Requested Enhancement



Bug Fix

AT-A-GLANCE

Shipping

Batches

- ! Distributed volume amount(s) are now visible for completed distributions on the View Closed Distribution details

Loading

Customer Authorizations

- ! Address Requirement within Customer Authorizations is no longer required. This includes + New Customer Authorization setup as well as when editing the authorization.
 - Users no longer have to put the number and street name in the address
 - "Various" as a city can now be entered and used
- ! Removal of products from a Loading Control Number (LCN) is now available

Supplier Authorizations

-  Successfully complete a Supplier Authorization (no lightbulb error)

KEY



Customer-Requested Enhancement



Bug Fix



VERSION 1.15.1 | 1.16.0
MAY 2024 RELEASE

Inventory



Inventory

INVENTORY

Reconsignments



- The proper reconsignment volume is correctly reflected and displayed when multiple sources are used on a Reconsignment.

Create New Reconsignment

Details (1 of 3)

Parameters Clear All

Do you want to make this a recurring reconsignment?

Configuration

Please provide the following information for your reconsignment.

API Code

Source Locations

Select your desired Source Location. If you have more than 1 Destination, then only the 1 Source Location can be selected.

Inventory Status	Controlled Status	Reconsign Status	Origin
AVAILABLE	ALL	ALL	ALL

Source Location Filters

Clear Filters

Please provide the following information to further filter your source location results.

Volume

Volume

Will return volumes greater or equal to input

Create New Reconsignment

Details (2 of 3)

Please provide the following information

Source Location

Destinations

Volume

10

Volume

10

Volume

10

Total Volume: 30 bbl

Back

Continue



Shipping

SHIPPING

Batches

- Distributed volume amount(s) are now visible for completed distributions on the View Closed Distribution details.

Batches									
Batches Overview									
Show Filters									
Batches Shipments Distributions									
Batch ID	Status	Shipment Chain	Volume	Booked Volume	Requested Date				
123456789	Processing	0 Recipient(s)	15,000 bbl	15,000 bbl	April 3, 2024				
123456789	Canceled	0 Recipient(s)	20,000 bbl	0 bbl	April 1, 2024				
123456789	Processing	0 Recipient(s)	25,000 bbl	24,857 bbl	April 25, 2024				
123456789	Processing	0 Recipient(s)	5,000 bbl	5,000 bbl	April 7, 2024				
123456789	Processing	0 Recipient(s)	15,000 bbl	14,917 bbl	April 6, 2024				



VERSION 1.15.1 | 1.16.0
MAY 2024 RELEASE

Loading



Loading

LOADING

Customer Authorizations

- ! Address Requirement within Customer Authorizations is no longer required. This includes + New Customer Authorization setup as well as when editing the authorization.
 - Users no longer have to put the number and street name in the address
 - "Various" as a city can now be entered and used

The screenshot shows the 'Customer Authorizations' interface. On the left is a 'Filters' sidebar with options for 'View Filters', 'Multiple Term', 'Single Term', 'Terminal', 'Terminal List Status', 'Authorization Status', 'Customer Name', 'Authorization Type', 'Loading Control ID', 'Product', 'Class', and 'Destination'. The main area is titled 'Customer Authorization Overview' and displays a table of authorizations with columns for 'Authorization Selected', 'Status', and 'Products'. On the right is the 'Edit Authorization' form, which includes fields for 'Authorization Type', 'Authorization ID', 'Customer ID', 'Street Address', 'State', 'City', 'Zip Code', 'Phone Number', 'Class', and 'Terminals'.

- ! Removal of products from a Loading Control Number (LCN) is now available

This screenshot shows the 'Customer Authorizations' interface with the 'Edit Authorization' form open. The 'Filters' sidebar on the left is visible. The 'Edit Authorization' form on the right has the 'Products (Required)' field expanded, showing a list of products. The 'Loading Control Numbers' field is also expanded, showing a list of LCNs. The 'Products (Required)' field is currently empty, indicating that products can be removed from an LCN. The 'Loading Control Numbers' field is currently empty, indicating that at least one LCN must be selected for the authorization.



VERSION 1.15.1 | 1.16.0
MAY 2024 RELEASE

Loading



Loading

LOADING

Supplier Authorizations



- Successfully complete a Supplier Authorization (no lightbulb error)